

The Kotron series 805 is a budget minded but “full function” 24 V DC, 2-wire loop powered smart RF transmitter. The microprocessor based electronics allow the user to calibrate the 805 with only one small level change. The electronics are housed in an ergonomical dual compartment housing which is directly mounted on top of the probe.

The Kotron 805 comes in 2 versions:

- blind transmitter
- transmitter with local Magnecal™ system (LCD and keypad).

FEATURES

Blind Transmitter

- Password protected Calibration using HART[®] communication.
- One small level change needed for initial calibration.
- Full diagnostics using HART[®] communication.
- Analog output: 3.8mA to 20.5 per Namur NE 43.

Transmitter with local keypad/LCD

- Calibration using HART[®], or locally via a 2-line x 8 character LCD display and 3 pushbuttons.
- Continuous local display of Level, % and loop signal.
- Fault identification via FAULT message on LCD.

Other Features

- Ergonomical - 45° angle, dual compartment housing isolates terminal board from electronics.
- Transmitter head can be removed from probe without depressurizing the vessel.
- Compatible with over 50 application oriented KOTRON[®] probes (see bulletin BE 50-125).

APPLICATIONS

- Hydrocarbons & Solvents.
- Corrosives, Acids and Caustics.
- Powders & Granulars.
- High Temperature/Pressure Liquids.

Smart and budget minded Level solution



Transmitter with
LCD / keypad

AGENCY APPROVALS

ATEX	II 1G EEx ia IIC T4 (ambient -40 °C to +80 °C) II 1G EEx ia IIC T6 (ambient -40 °C to +40 °C)
FM/CSA	Intrinsically safe Non Incendive (Consult factory for proper partnumber)

SELECTION DATA

A complete measuring system consists of a:

1. Smart R.F. KOTRON® 805 amplifier.
2. KOTRON® Probe; a full range of rigid and flexible probes for conductive and non-conductive media is available (see bulletin BE 50-125).
Rigid probes: from 150 mm (6") to 6000 mm (20') insertion length
Flexible probes: from 1 m (3,28') to 45 m (150') insertion length
3. OPTION: HART communicator
Magnetrol P/N : **089 - 5213 - 012** (Euro Plug) **089 - 5213 - 013** (UK Plug)

1. Order code for SMART R.F. KOTRON® 805 amplifier

BASIC MODEL NUMBER

8	0	5	Smart R.F. KOTRON® 805 amplifier
---	---	---	----------------------------------

SIGNAL OUTPUT

0	4 - 20 mA analog output
1	4 - 20 mA analog output with HART® communication

MENU LANGUAGE

0	None, for use with blind transmitter (requires HART® communication)
1	English for use with transmitter with LCD display and keypad
2	Spanish for use with transmitter with LCD display and keypad
3	French for use with transmitter with LCD display and keypad
4	German for use with transmitter with LCD display and keypad

TRANSMITTER TYPE

0	Blind transmitter (requires HART® communication)
A	Transmitter with 2 line x 8 character LCD display and keypad

APPROVALS

1	General Purpose (FM/CSA intrinsically safe)
A	Intrinsically safe, ATEX II 1G EEx ia II C T6

HOUSING

1	Cast aluminium, dual compartment housing – IP 65
2	Stainless steel, dual compartment housing – IP 65

CABLE ENTRY

0	3/4" NPT (2 entries - one plugged)
1	M20 x 1.5 (2 entries - one plugged)
2	PG 13.5 (2 entries - one plugged)

8	0	5	5						
---	---	---	---	--	--	--	--	--	--

complete order code for SMART R.F. KOTRON® 805 amplifier

2. Order code for KOTRON® Probe (see bulletin BE 50-125)

A complete line of rigid and flexible probes are available for the Kotron 805 Transmitter.

Types of probes to choose from include:

- Rigid insulated rod probes in Teflon® (TFE), Halar® (ECTFE), and Kynar® (PVDF)
- Rigid bare probes in 316 SS (1.4401) and Hastelloy C (2.4816)
- Rigid all plastic probes in Halar® (ECTFE), and Kynar® (PVDF)
- Bent, ground wire, and inactive sheath probes in many of the above materials
- Stilling well probes
- Sanitary probes
- Reference rod probes
- Flexible probes

FUNCTIONAL/PHYSICAL

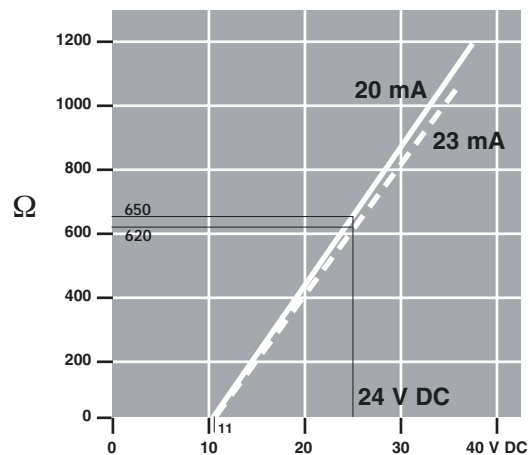
Description	Specification
Power (at terminals)	General Purpose: 11 to 36 V DC ATEX Intrinsically Safe: 11 to 28.6 V DC
Signal Output	4-20 mA or 4-20 mA with HART® 3.8 to 20.5 mA useable (meets NAMUR NE 43)
Span	minimum 5 pF - maximum 10.000 pF
Zero and Range	0 mm to 45 m (0' to 150')
Resolution	Analog: 0.01 mA Digital display: 0,1 cm (0.1")
Loop Resistance	ATEX Intrinsically Safe/General Purpose: 650 Ω @ 24 V DC
Damping	Adjustable 1-45 s
Diagnostic Alarm	Adjustable 3.6 mA, 22 mA, HOLD (3.6 mA is not valid if unit includes HART®)
Digital Communication (HART®)	compatible with software version 5.x
User Interface	3-button keypad and/or HART communicator
Display	2-line x 8-character LCD
Approvals	ATEX II 1 G EEx ia IIC T4/T6 or FM/CSA intrinsically safe / non incendive
Electrical Data	U _i = 28,6 V, I _i = 140 mA, P _i = 1 W
Equivalent Data	C _i = 2,2 nF; L _i = 0,037 mH
Menu Language	English/Spanish/French or German
Housing Material	Aluminium A356T6 (< 0.25% copper) or 316 SST (1.4401)/IP 65
Net and Gross Weight	2.70 kg net; 3.20 kg gross
Overall Dimensions	H 214 mm (8.43") x W 111 mm (4.38") x D 188 mm (7.40")

PROCESS CONDITIONS

Description	Specification
Maximum Process Temperature	540 °C @ 35 bar (1000 °F @ 500 PSIG) - depending probe selection
Maximum Process Pressure	345 bar @ 40 °C (5000 PSIG @ 100 °F) - depending probe selection
Ambient temperature electronics	-40 °C to +80 °C (-40 °F to +175 °F) – blind transmitter -20 °C to +70 °C (-5 °F to +160 °F) – with LCD display and keypad
Storage temperature	-40 °C to +80 °C (-40 °F to +175 °F)
Humidity	0-99 %, non-condensing
Electromagnetic Compatibility	Meets CE requirements (EN-50081-2, EN 50082-2) / NAMUR NE 21 (EMV)

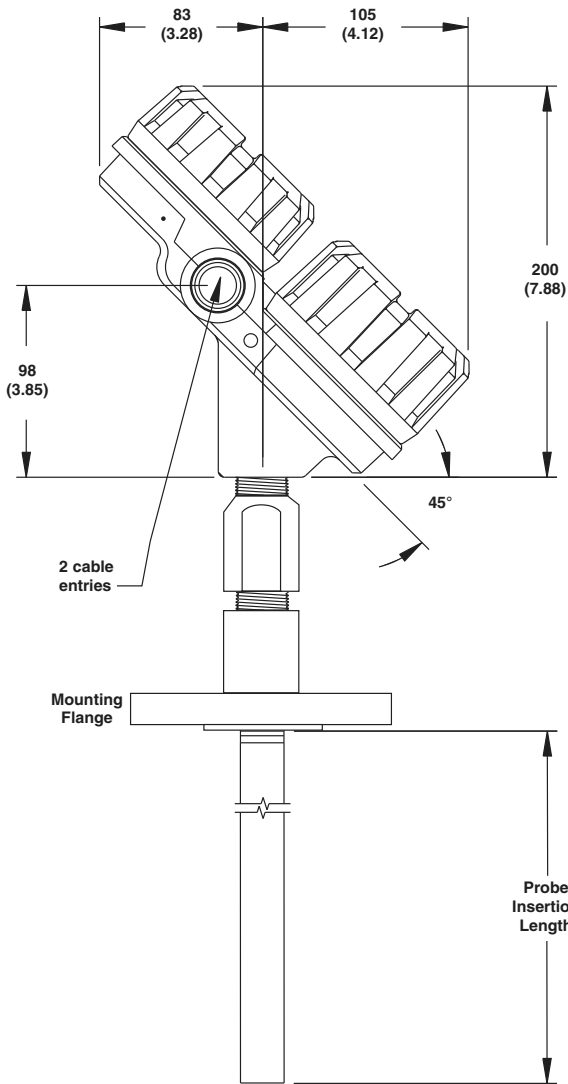
PERFORMANCE

Description	Specification
Reference conditions	20 °C (70 °F)
Accuracy	+/- 0.5% of span or 2.5 mm whichever is greater
Resolution	0.1 pF
Repeatability	+/- 0.1% of span
Linearity	+/- 0.25% of span
Response time	less than 1 s (adjustable via damping)
Ambient temperature effect	approximately +0.03% per °C
Warm up time	less than 5 s

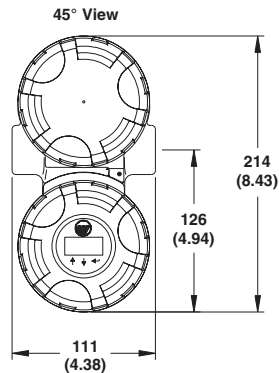


OUTPUT TABLE

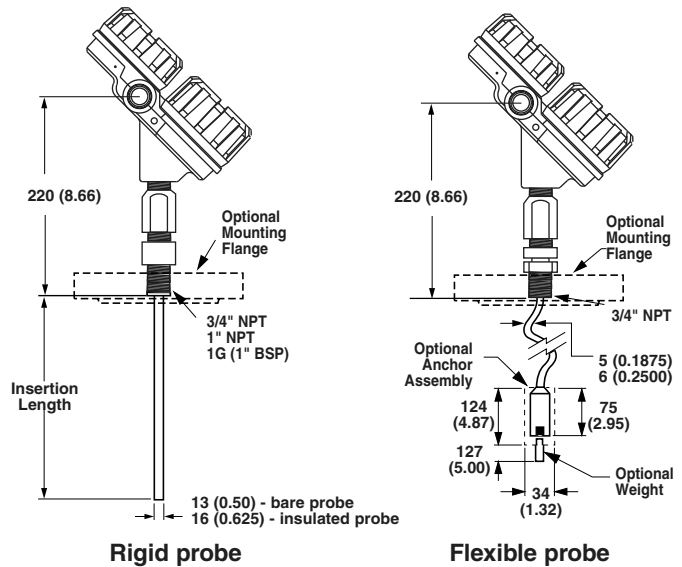
DIMENSIONS in mm (Inches)



Kotron 805 Housing side view



Kotron 805 Housing front View



Rigid probe

Flexible probe



QUALITY ASSURANCE - ISO 9001

THE QUALITY ASSURANCE SYSTEM IN PLACE AT MAGNETROL GUARANTEES THE HIGHEST LEVEL OF QUALITY DURING THE DESIGN, THE CONSTRUCTION AND THE SERVICE OF CONTROLS. OUR QUALITY ASSURANCE SYSTEM IS APPROVED AND CERTIFIED TO ISO 9001 AND OUR TOTAL COMPANY IS COMMITTED TO PROVIDING FULL CUSTOMER SATISFACTION BOTH IN QUALITY PRODUCTS AND QUALITY SERVICE.

PRODUCT WARRANTY

ALL MAGNETROL ELECTRONIC AND ULTRASONIC LEVEL CONTROLS ARE WARRANTED FREE OF DEFECTS IN MATERIALS AND WORKMANSHIP FOR ONE FULL YEAR FROM THE DATE OF ORIGINAL FACTORY SHIPMENT. IF RETURNED WITHIN THE WARRANTY PERIOD; AND, UPON FACTORY INSPECTION OF THE CONTROL, THE CAUSE OF THE CLAIM IS DETERMINED TO BE COVERED UNDER THE WARRANTY; THEN, MAGNETROL INTERNATIONAL WILL REPAIR OR REPLACE THE CONTROL AT NO COST TO THE PURCHASER (OR OWNER) OTHER THAN TRANSPORTATION. MAGNETROL SHALL NOT BE LIABLE FOR MISAPPLICATION, LABOR CLAIMS, DIRECT OR CONSEQUENTIAL DAMAGE OR EXPENSE ARISING FROM THE INSTALLATION OR USE OF THE EQUIPMENT. THERE ARE NO OTHER WARRANTIES EXPRESSED OR IMPLIED, EXCEPT, SPECIAL WRITTEN WARRANTIES COVERING SOME MAGNETROL PRODUCTS.



BULLETIN N°: BE 50-160.2
EFFECTIVE: SEPTEMBER 2001
SUPERSEDES: October 1999

UNDER RESERVE OF MODIFICATIONS

BENELUX	Heikensstraat 6, 9240 Zele, België Tel. +32 (0)52.45.11.11 • Fax. +32 (0)52.45.09.93 • E-Mail: info@magnetrol.be
DEUTSCHLAND	Schloßstraße 76, D-51429 Bergisch Gladbach-Bensberg Tel. 02204 / 9536-0 • Fax. 02204 / 9536-53 • E-Mail: vertrieb@magnetrol.de
FRANCE	Le Vinci 6 - Parc d'activités de Mitry Compans, 1, rue Becquerel, 77290 Mitry Mory Tél. 01.60.93.99.50 • Fax. 01.60.93.99.51 • E-Mail: magnetrolfrance@wanadoo.fr
ITALIA	Via Aresa 12, I-20159 Milano Tel. (02) 607.22.98 (R.A.) • Fax. (02) 668.66.52 • E-Mail: mit.gen@magnetrol.it
UNITED KINGDOM	Unit 1 Regent Business Centre, Jubilee Road Burgess Hill West Sussex RH 15 9TL Tel. (01444) 871313 • Fax (01444) 871317 • E-Mail: sales@magnetrol.co.uk
INDIA	B4/115 Safdurjung Enclave, New Delhi 110 029 Tel. 91 (11) 6186211 • Fax 91 (11) 6186418 • E-Mail: magnetri@del2.vsnl.net.in

www.magnetrol.com

OUR NEAREST REPRESENTATIVE